

2015 | VIRGINIA MOTOR VEHICLE THEFT ANNUAL STATISTICS

2014 – 7,542 vehicles stolen



2015 – 8,103 vehicles stolen



There were 8,103 motor vehicles thefts in Virginia in 2015. That's 561 more thefts than reported in 2014, a **7.4 percent increase**.



JUNE

SEPT.

Approximately 40 percent of auto thefts occurred between **June and September**.


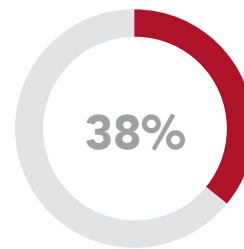
2014 – 810 offenders



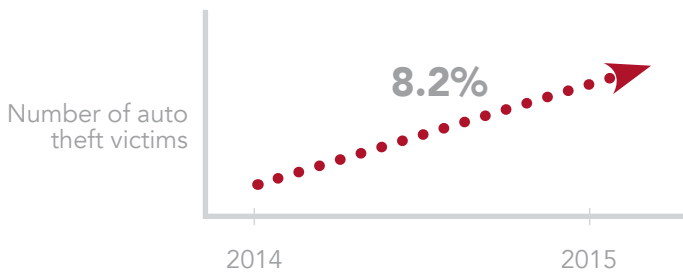
2015 – 823 offenders



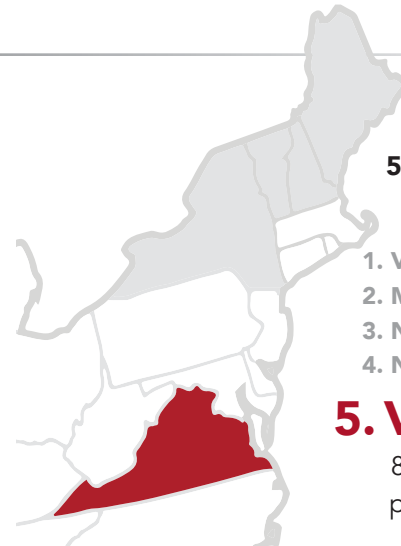
There were 823 offenders reported in 2015, an **increase of 1.6 percent from the previous year**.



More than a third (38 percent) of all auto thefts occurred between **8 p.m. and 2 a.m.**



There were 7,539 reported victims of auto theft in 2015, an **increase of 8.2 percent from the previous year**.



Virginia has the **5th lowest auto-theft rate** in the U.S.

1. VERMONT
2. MAINE
3. NEW HAMPSHIRE
4. NEW YORK
- 5. VIRGINIA**
8,103 thefts, rate of **96.5** per 100,000 residents

In 2015, the average value per motor vehicle theft was **\$9,290, up from \$7,609 in 2014**.



In 2015, the value of reported stolen motor vehicles totaled **\$75.2 million, a 34 percent increase** from 2014, when the value of vehicles reported stolen was **\$56.2 million**.

AUTO THEFT IS...

Auto theft is the taking or use of a motor vehicle(s) by persons who don't have lawful access to them. This includes serious crimes such as grand theft auto and carjacking, as well as minor offenses involving joyriding and abandoned vehicles. While motor vehicle theft incidences have been gradually declining in Virginia, they continue to cost commonwealth citizens millions of dollars every year.

THE HEAT PROGRAM IS...

Since its inception in 1992, the Help Eliminate Auto Theft (HEAT) program has been providing Virginians with the knowledge and resources to protect themselves against becoming victims of auto theft.

HEAT provides an online tip submission form at HEATreward.com/submit-a-tip for citizens to report information concerning the theft of vehicles, vehicle parts or chop shop operations. Information remains anonymous throughout the process, and tips leading to arrests are eligible for rewards of up to \$25,000.

NUMBER OF OFFENSES

There were 8,103 motor vehicles thefts in Virginia in 2015.

- This is 561 more thefts than reported in 2014, a 7.4 percent increase.
- This change marks the first increase of auto theft for Virginia in thirteen years.
- Despite this increase, yearly vehicle thefts have gone down more than 62 percent since 1991.

SEASONALITY (MONTH)

Auto thefts occur most often in warmer months and least frequently during winter.

- Approximately 40 percent of all incidents occurred between June and September.
- July saw the most thefts with 909, with August following closely at 879 and September third with 746.
- The fewest thefts occurred in February (402), followed by January (540) and November (558).

TIME OF DAY

The most likely time for an auto theft to occur is at night.

- More than a third (38 percent) of all auto thefts occurred between 8 p.m. and 2 a.m.
- Between 8 p.m. and 10 p.m., 1,138 thefts took place, the most for any two-hour time frame.
- Between 4 a.m. and 6 a.m., 283 thefts occurred, the fewest for any two-hour time frame.

VEHICLES RECOVERED

In 2015, law enforcement recovered 58 percent of stolen vehicles, while overall property value recovery rate for Virginia was just 18.2 percent.

MOST COMMON LOCATIONS OF AUTO THEFT

1. Homes or residences – 3,362
2. Parking lot or garage – 1,946
3. Highway, road or alley – 1,623

ARRESTS

There were 823 arrests reported in 2015, an increase of 1.6 percent from 2014, when 810 arrests were reported.

- Of those arrested, 136 were 17 years old and younger.
- In 2015, 208 of those arrested were ages 17-21.

VICTIMS

There were 7,587 reported victims of auto theft in 2015, an increase of 8.9 percent from 2014.

- Approximately 42 percent of the victims in 2015 were between the ages of 18-35.
- Only 1.5 percent of the victims of auto theft were under the age of 17 in 2015.

VALUE OF PROPERTY STOLEN

In 2015, the value of reported stolen motor vehicles totaled \$75.2 million.

- This is a 34 percent increase from 2014, when the value of stolen vehicles totaled \$56.1 million.
- When the HEAT program began in 1992, the value of vehicles reported stolen totaled \$106,006,275. There's been a 29 percent drop over 23 years.

AVERAGE VALUE PER INCIDENT

The average value per motor vehicle theft incident in 2015 was \$9,290.

- In 2014, the average value per motor vehicle incident was \$7,609, so there was a 22 percent increase.

**Primary sources for this analysis are the 1975-2015 editions of Crime in Virginia, which were compiled by the Uniform Crime Reporting Section of the Virginia Department of State Police.*